



Character Trading Card

Choose a character from the story you've read
and create a trading card all about him/her!

Draw his/her portrait on the front and add character stats on the back. When you
are finished, cut each side out and glue together!

Front



**Be sure to write
the name**



Character Trading Card

Now, fill in cool facts about the character you've chosen!

Back

Character Stats

Book/Story:

Name:

Cool Facts:

1. _____

2. _____

3. _____

Irregular Verb Match

Draw a line from the present tense to the past tense of each verb below.
The first one is done for you.

say

tell

go

win

teach

make

draw

meet

come

take

find

cry

run

went

taught

took

said

came

told

made

won


cried

found

ran

met

drew



Short and Long Vowel Review

Name: _____

Date: _____

When a vowel sounds like its name, it's a long vowel. If a vowel does not sound like its name, it's a short vowel. Circle the correct sound of the words below.

Examples: **A.** rate


short a

long a

B. that

short a

long a



1. bake short a long a	2. let short e long e	3. strong short o long o
4. miss short i long i	5. cat short a long a	6. bed short e long e
7. he short e long e	8. up short u long u	9. phone short o long o
10. ride short i long i	11. rain short a long a	12. use short u long u
13. stand short a long a	14. throw short o long o	15. fall short a long a



Add & Spell The Hidden Word

Add these numbers to find the letters that spell out the hidden word. You may need to carry.

$$\begin{array}{r} \text{G } 58 \\ + 39 \\ \hline \end{array}$$

$$\begin{array}{r} \text{F } 88 \\ + 46 \\ \hline \end{array}$$

$$\begin{array}{r} \text{I } 65 \\ + 30 \\ \hline \end{array}$$

$$\begin{array}{r} \text{Y } 47 \\ + 46 \\ \hline \end{array}$$

$$\begin{array}{r} \text{R } 54 \\ + 89 \\ \hline \end{array}$$

$$\begin{array}{r} \text{T } 59 \\ + 96 \\ \hline \end{array}$$

$$\begin{array}{r} \text{L } 86 \\ + 44 \\ \hline \end{array}$$

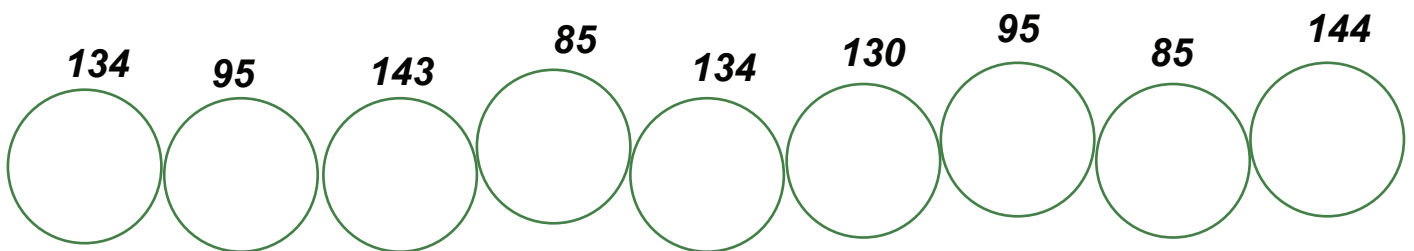
$$\begin{array}{r} \text{W } 37 \\ + 81 \\ \hline \end{array}$$

$$\begin{array}{r} \text{N } 60 \\ + 38 \\ \hline \end{array}$$

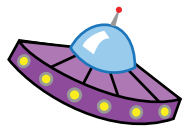
$$\begin{array}{r} \text{H } 52 \\ + 54 \\ \hline \end{array}$$

$$\begin{array}{r} \text{S } 79 \\ + 65 \\ \hline \end{array}$$

$$\begin{array}{r} \text{E } 19 \\ + 66 \\ \hline \end{array}$$



SPACE Bookmarks!



Ask a grown-up to help cut these out after coloring.
This project works best printed on thicker paper!

